

SURFACES FOR
PAVINGS AND
LANDSCAPE PROJECTS

COL PROGETTO OUTDOOR
GARDENIA ORCHIDEA PRESENTA
UN SISTEMA COMPLETO DI
SUPERFICI PER LE PAVIMENTAZIONI
ESTERNE NEL QUALE SI
INCONTRANO FUNZIONALITÀ ED
ESTETICA.

Gardenia Orchidea presents a complete system
of surfaces for exterior pavings that combine style
and functionality.



UNA GAMMA COMPLETA CHE SI
ISPIRA AI MATERIALI PIÙ UTILIZZATI
IN ARCHITETTURA, PER FORNIRE
A PROGETTISTI E PAESAGGISTI GLI
STRUMENTI PER DISEGNARE SPAZI
ESTERNI CONFORTEVOLI
E CONTEMPORANEI.

5

Formati
Sizes

60x60 / 24"x48"
60x90 / 24"x25,5"
60x120 / 24"x48"
80x80 / 32"x32"
30x120 / 12"x48"

1

Spessore
Thickness

20 mm

41

Varianti
Variants

22 Stone Effect
3 Metal Effect
10 Concrete Effect
6 Wood Effect

**OUR
RANGE**

A complete range inspired by the most used materials in architecture to provide designers and landscape architects with the tools to design outdoor spaces that are comfortable and contemporary.

UN SISTEMA CONCEPITO PER OGNI SPAZIO ESTERNO

- 1** **Aree e viali carrabili**
Driveways and parking areas
- 2** **Passi giapponesi e camminamenti su prato**
Japanese stepping stones and lawn walkways
- 3** **Cortili e living esterni**
Courtyards and outdoor living areas
- 4** **Terrazze con posa sopraelevata**
Terraces with a raised laying system
- 5** **Arredo urbano e fioriere**
Street furniture and planters
- 6** **Zone Piscina**
Pool areas
- 7** **Scalini**
Steps



La Geoteca Serena 80x80 / 60x120 R11 20mm
Timber Miel 30x120 R11 20mm

A SYSTEM DESIGNED
FOR ANY EXTERNAL SPACE

LAYING

SUPERFICI ANTISCIVOLO PENSATE ANCHE PER I LUOGHI DEL BENESSERE

- 1** **Piscine Outdoor**
Outdoor pools
- 2** **Docce Esterne**
External showers
- 3** **Camminamento piscina indoor**
Indoor pool walkway
- 4** **Camminamento piscina outdoor**
Outdoor pool walkway

ANTISLIP SURFACES ALSO DESIGNED
FOR WELLNESS LOCATIONS



Wall
La Geoteca Travertino Greige 120x280

Floor
La Geoteca Vicenza 60x120 R11 20mm
Timber Miel 30x120 R11 20mm
La Geoteca Vicenza Griglia 15x60 R11 20mm
La Geoteca Vicenza Griglia Angolare 15x60 R11 20mm

STONE

pag 18	pag 21	pag 22	pag 23	pag 23	pag 24	pag 25
LA GEOTECA	PIETRA VIVA	FUSION	ANTIQUA	SUISSE	CONCEPT STONE	SOUL
80x80 60x120	80x80 60x60	60x60 60x120	60x60 60x90	60x120	80x80	80x80 60x60
20mm	20mm	20mm	20mm	20mm	20mm	20mm



Ceppo di Gre



Brennero



Grey



Fog



Antracite



Serena



Burgougne Silver



Vicenza



Greige



Grey



Grigio



Grey



Iron



Aluminium



Green

METAL

pag 28
OXIDE
80x80
20mm

CONCRETE

pag 38	pag 39	pag 38
MAKE	NATIVE	MESH UP
80x80	80x80 60x60	60x60
20mm	20mm	20mm



Nero Corten



Antracite Corten



Grigio Corten



Ash



Concrete



Silver



Sand



Mud



Ash



Sand

WOOD

pag 48	pag 48	pag 49
JUST CODE	TIMBER	WOODLAND
30x120	30x120 60x60	30x120
20mm	20mm	20mm



Greige



Sand



Miel




Beige



Noisette



Havana



AESTHETICS / stone

PIETRA

LA GEOTECA
PIETRA VIVA
FUSION
ANTIQUA
SUISSE
CONCEPT STONE
SOUL



Pietra Viva Grey 80x80 R11 20mm
Pietra Viva Grey Bullnose 30x80 R11 20mm



Pietra Viva Grey 80x80 R11 20mm



Pietra Viva Beige 80x80 R11 20mm
Pietra Viva Beige Griglia 15x80 R11 20mm
Pietra Viva Beige Ang. dx/sx griglia 15x80 R11 20mm



La Geoteca Bourgogne Silver 80x80 R11 20mm



La Geoteca Ceppo di Gre 80x80 R11 20mm



La Geoteca Provence 80x80 R11 20mm

Serena

La Geoteca

			NAT
80x80 32"x32"	20mm	Rectified	0012083
60x120 24"x48"	20mm	Rectified	0014520

Limestone

La Geoteca

			NAT
80x80 32"x32"	20mm	Rectified	0012086
60x120 24"x48"	20mm	Rectified	0014523

Vicenza

La Geoteca

			NAT
80x80 32"x32"	20mm	Rectified	0012084
60x120 24"x48"	20mm	Rectified	0014521

Provence

La Geoteca

			NAT
80x80 32"x32"	20mm	Rectified	0012087
60x120 24"x48"	20mm	Rectified	0014524

Brennero

La Geoteca

			NAT
80x80 32"x32"	20mm	Rectified	0012085
60x120 24"x48"	20mm	Rectified	0014522

Ceppo di Gre

La Geoteca

			NAT
80x80 32"x32"	20mm	Rectified	0013072
60x120 24"x48"	20mm	Rectified	0014525

Bourgogne Beige

La Geoteca

			NAT
80x80 32"x32"	20mm	Rectified	0016026

Travertino Ivory Cross

La Geoteca

			NAT
80x80 32"x32"	20mm	Rectified	0016183

Bourgogne Silver

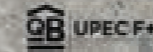
La Geoteca

			NAT
80x80 32"x32"	20mm	Rectified	0016027

Grey

Pietra Viva

			NAT
80x80 32"x32"	20mm	Rectified	60012266
60x60 24"x24"	20mm	Rectified	0014518



In attesa di certificazione
Certification pending

Travertino Ivory Vein


La Geoteca

			NAT
80x80 32"x32"	20mm	Rectified	0016184

Beige

Pietra Viva

			NAT
80x80 32"x32"	20mm	Rectified	60012267
60x60 24"x24"	20mm	Rectified	0014519



In attesa di certificazione
Certification pending

Sand

Fusion

				NAT
60x60 24"x24"	20mm	Rectified		0013513
60x120 24"x48"	20mm	Rectified		0013514



Honey Vein

Antiqua


				NAT
60x60 24"x24"	20mm	Rectified		0012104
60x90 24"x35.5"	20mm	Rectified		0007180



Fog

Fusion

				NAT
60x60 24"x24"	20mm	Rectified		0013511
60x120 24"x48"	20mm	Rectified		0001821



Honey Cross

Antiqua

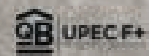
				NAT
60x60 24"x24"	20mm	Rectified		0012103
60x90 24"x35.5"	20mm	Rectified		0007181



Greige

Fusion

				NAT
60x60 24"x24"	20mm	Rectified		0013512
60x120 24"x48"	20mm	Rectified		0001820



Suisse

Grey

				NAT
60x120 24"x48"	20mm	Rectified		0012295

NAT



Antracite

Concept Stone

			NAT
80x80 32"x32"	20mm	Rectified	G0054125

Grigio

Concept Stone

			NAT
80x80 32"x32"	20mm	Rectified	G0054123

Sabbia

Concept Stone

			NAT
80x80 32"x32"	20mm	Rectified	G0054122

Sand

Soul

			NAT
80x80 32"x32"	20mm	Rectified	0012110
60x60 24"x24"	20mm	Rectified	0014527

Bruno Medio


Concept Stone

			NAT
80x80 32"x32"	20mm	Rectified	G0054124

Grey

Soul

			NAT
80x80 32"x32"	20mm	Rectified	0012111
60x60 24"x24"	20mm	Rectified	0014528



METAL

OXIDE

Aluminium

Oxide

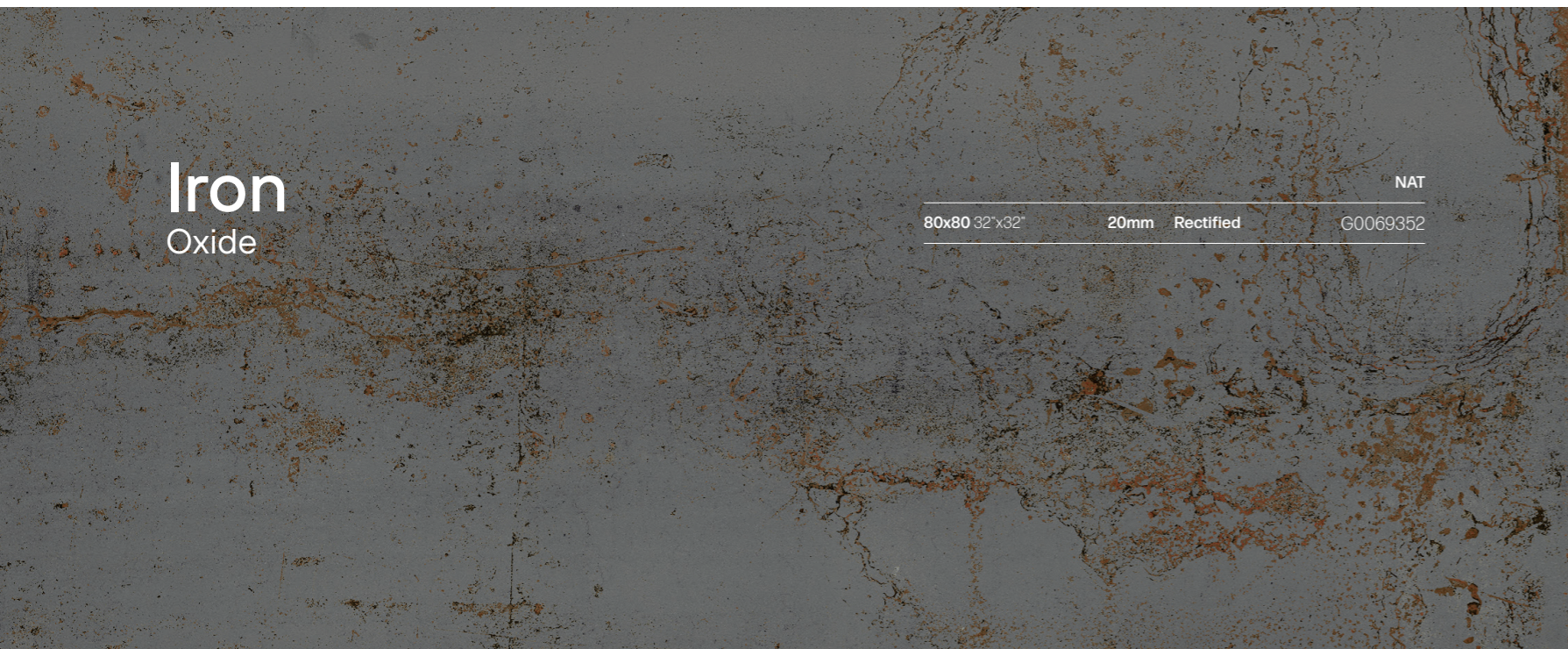
80x80 32x32 NAT
20mm Rectified G0069350



Iron

Oxide



80x80 32x32 NAT
20mm Rectified G0069352



Green

Oxide

80x80 32x32 NAT
20mm Rectified G0069353



Oxide Iron 80x80 R11 20mm



AESTHETICS / industrial

CONCRETE

MAKE
NATIVE
MESH UP



Make Antracite Corten 80x80 R11 20mm
 Make Grigio Corten 80x80 R11 20mm
 Oxide Aluminium 80x80 R11 20mm

Make Antracite Corten Elemento a L 15x80x5 R11 20mm
 Make Grigio Corten Elemento a L 15x80x5 R11 20mm
 Make Grigio Corten Bullnose 30x80 R11 20mm
 Oxide Aluminium Elemento a L 15x80x5 R11 20mm



Native Silver 80x80, Native Silver Elemento a L 15x80x5 R11 20mm

Ash
Make

80x80 32"x32" 20mm Rectified NAT
G0073052

Nero Corten
Make

80x80 32"x32" 20mm Rectified NAT
G0073053

Grigio Corten
Make

80x80 32"x32" 20mm Rectified NAT
G0073055

Antracite Corten
Make

80x80 32"x32" 20mm Rectified NAT
G0073054

Sand

Native

			NAT
60x60 24"x24"	20mm	Rectified	0013508
80x80 32"x32"	20mm	Rectified	G0056790

Concrete

Native

			NAT
80x80 32"x32"	20mm	Rectified	G0056793

Mud

Native

			NAT
60x60 24"x24"	20mm	Rectified	0013509
80x80 32"x32"	20mm	Rectified	G0056792

Ash

Mesh Up

			NAT
60x60 24"x24"	20mm	Rectified	0012163



Silver


Native

			NAT
60x60 24"x24"	20mm	Rectified	0013507
80x80 32"x32"	20mm	Rectified	G0056791

Sand

Mesh Up

			NAT
60x60 24"x24"	20mm	Rectified	0012164





AESTHETICS / wood

LEGNO

JUST CODE
TIMBER
WOODLAND



Timber Noisette 30x120 R11 20mm



Just Code Greige 30x120 R11 20mm



Timber Miel 30x120 R11 20mm

Greige

Just Code

				NAT
30x120 12"x48"	20mm	Rectified		G0075114

Miel

Timber

				NAT
30x120 12"x48"	20mm	Rectified		0226912
60x60 24"x24"	20mm	Rectified		0012136

Sand

Woodland

				NAT
30x120 12"x48"	20mm	Rectified		0003690

Beige

Timber

				NAT
30x120 12"x48"	20mm	Rectified		0226812
60x60 24"x24"	20mm	Rectified		0012134

Havana

Woodland

				NAT
30x120 12"x48"	20mm	Rectified		0003691

Noisette

Timber

				NAT
30x120 12"x48"	20mm	Rectified		0227012
60x60 24"x24"	20mm	Rectified		0012137



INFO TECNICHE

VANTAGGI ADVANTAGES
POSE INSTALLATIONS
PEZZI SPECIALI SPECIAL PIECES

TECHNICAL INFO

MAGGIORE SPESSORE, MAGGIORI PRESTAZIONI.

GREATER THICKNESS,
HIGHER PERFORMANCE.



RESISTENTE
AGLI SHOCK TERMICI
Resistant to thermal shock



RESISTENTE
AI CARICHI
Resistant to loads




RESISTENTE
AI GRAFFI
Resistant to scratches



RESISTENTE
ALLE MACCHIE
Resistant to stains



RESISTENTE
AGLI ACIDI
Resistant to acids



RESISTENTE
AI SALI
Resistant to salt



RESISTENTE
AL GELO
Frostproof



RESISTENTE
ALL'ACQUA
Resistant to water



NON SCOLORA
AL SOLE
Resistant to fading



ANTISLIP
Anti-slip



FACILE DA
POSARE
Easy to install



FACILE
DA PULIRE
Easy to clean



FACILE DA RIMUOVERE
E RIPOSIZIONARE
Easy to remove and replace



CONTINUITÀ
INTERNO-ESTERNO
Indoor-outdoor continuity



IGNIFUGO
fireproof


MOLTEPLICI SISTEMI DI POSA

POSA TRADIZIONALE

Ideale per la realizzazione di pavimentazioni carrabili.

TRADITIONAL INSTALLATION

Ideal for floorings that will be driven over by vehicles.



POSA A SECCO SU ERBA

Permette di creare percorsi e camminamenti integrandosi perfettamente nell'ambiente.

DRY INSTALLATION ON GRASS

Enables the creation of paths and walkways that blend in perfectly with the surroundings.



POSA A SECCO SU GHIAIA

Permette il perfetto drenaggio delle acque piovane.

DRY INSTALLATION ON GRAVEL

Enables perfect drainage of rainwater.



POSA A SECCO SU SABBIA

Permette di creare percorsi e camminamenti per spiagge e stabilimenti balneari.

DRY INSTALLATION ON SAND

Ideal for creating paths and walkways on beaches and beach bars.



POSA SOPRAELEVATA DA ESTERNO

Il sistema di pavimentazione sopraelevata prevede l'utilizzo di supporti portanti di tipo autolivellante, regolabili oppure fissi che si adattano con semplicità e sicurezza ad ogni tipo di pavimento sottostante. Il sistema permette la realizzazione di piani di posa con altezze variabili, da terra, comprese fra 25 e 270 mm. L'indipendenza della pavimentazione dai supporti garantisce l'assorbimento di eventuali movimenti strutturali. Il sistema sopraelevato non necessita di massetto in cemento e consente una diminuzione del peso sulla struttura portante. Le fughe aperte tra una piastrella ed un'altra consentono un facile deflusso dell'acqua piovana evitando tutti i rischi di accumulo o di ristagno. La presenza dell'intercapedine fra il piano di calpestio e il piano di appoggio favorisce l'aerazione e l'isolamento termico. Questa soluzione permette inoltre il passaggio di impianti e tubazioni nell'intercapedine, e la facile ispezione degli stessi una volta installata la pavimentazione.

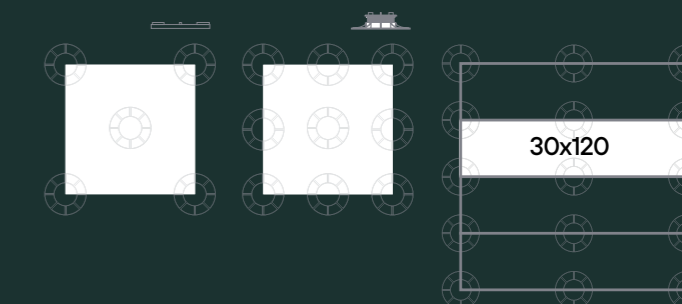


OUTDOOR RAISED INSTALLATION

The raised paving system is constructed using fixed or adjustable self-levelling supporting pedestals, which adapt easily and safely to any kind of substrate. The system is able to construct paved surfaces at heights from 25 to 270 mm above the ground. Since the paving is not rigidly connected to its pedestals, any settling within the structure is absorbed. The raised paving system does not require a concrete screed and reduces the weight on the substrate. The open joints between tiles facilitate rainwater run-off, avoiding all risks of flooding or standing water. The cavity between the paving surface and substrate improves aeration and thermal insulation. What's more, utility systems and pipes can be housed in the cavity and are easily inspected once the paving has been installed.

SISTEMA DI PAVIMENTAZIONE SOPRAELEVATA PER ESTERNI

Outdoor raised laying system



Raised
TiL<2
3÷4 Pz/Sqm

Raised
2-10cm
6÷7 pz/sqm

Raised Pedestal
System
5÷6 pz/sqm


PEZZI SPECIALI PER OGNI NECESSITÀ CON LE NOSTRE SOLUZIONI DEDICATE

Oltre alle piastrelle, il sistema Gardenia Outdoor contiene un'ampia gamma di pezzi speciali realizzati ad hoc per aiutare i professionisti del gardenig e dell'outdoor a trovare soluzioni belle ed efficaci anche nelle realizzazioni più complesse, come gradini e elementi angolari per pedane e scale o le griglie per il bordo piscina, capaci di creare una continuità estetica senza compromessi.


In addition to tiles, the Gardenia Outdoor system contains a wide range of dedicated special pieces to help garden and outdoor professionals find beautiful and effective solutions even in the most complex installations, such as steps and corner elements for platforms and stairs or grilles for pool sides that create style continuity with no compromises.

SPECIAL PIECES FOR EVERY NEED
WITH OUR DEDICATED SOLUTIONS


GRIGLIA
Grille




GRIGLIA
ANGOLARE DX/SX
Right/Left corner grille




ELEMENTO AD L
L element




GRADONE BORDO
Step edge




CURVE
Curve



BULLNOSE
Bullnose



ANGOLARE BULLNOSE
Bullnose













SPECIAL PIECES

CLASSIFICAZIONE SECONDO LE NORME EN 14411/G Bia - EN14411 Bia UGL

CLASSIFICATION IN THE ACCORDANCE WITH . CLASSIFICATION SELON LES NORMES . EINSTUFUNG NACH DEN NORMEN

CARATTERISTICHE TECNICHE DI SUPPORTO

PHYSICAL PROPERTIES OF THE TILE'S BODY . CARACTÉRISTIQUES TECHNIQUES DU CORP DU CARREAU . TECHNISCHE EIGENSCHAFTEN DES SCHERBENS

GRES PORCELLANATO PORCELAIN GRES CERAME FEINSTEINZEUG	NORMA STANDARD NORME NORM	VALORE PRESCRITTO DALLE NORME (UNI EN 14411 BIA) VALUES REQUIRED BY THE STANDARD VALEUR PRESCRIPTE PAR LES NORMES NORMVORGABE	VALORE GARDENIA ORCHIDEA GARDENIA ORCHIDEA VALUES VALEUR GARDENIA ORCHIDEA GARDENIA ORCHIDEA WERTE
 Lunghezza e larghezza Length and width / Longueur et largeur Länge und Breite	UNI EN ISO 10545/2	± 0,6% (max ± 2mm)	± 0,6% (max ± 2mm)
 Spessore Thickness / Epaisseur Stärke	UNI EN ISO 10545/2	± 5% (max ± 0,5mm)	± 5% (max ± 0,5mm)
 Rettilinearità spigoli Warpages of edges / Réctitude des arêtes Geradheit der Kanten	UNI EN ISO 10545/2	± 0,5% (max ± 1,5mm)	± 0,5% (max ± 1,5mm)
 Ortogonalità Wedging / Orthogonalité Rechtwinkligkeit	UNI EN ISO 10545/2	± 0,5% (max ± 2mm)	± 0,5% (max ± 2mm)
 Planarità Flatness / Planéité Planität	UNI EN ISO 10545/2	± 0,5% (max ± 2mm)	± 0,5% (max ± 2mm)
 Assorbimento % d'acqua Water absorption / Absorption d'eau % Wasseraufnahme %	UNI EN ISO 10545/3	≤ 0,5%	≤ 0,5%
 Resistenza alla flessione Bending strength / Résistance à la flexion Biegezugfestigkeit	UNI EN ISO 10545/4	≥ 35 N/mm ²	≥ 35 N/mm ²
 Resistenza al gelo Frost resistance / Résistance au gel Frostbeständigkeit	UNI EN ISO 10545/12		Nessuna alterazione No alteration / Aucune altération Keine Veränderung
 Resistenza alla flessione Bending strength / Résistance à la flexion Biegezugfestigkeit	UNI EN ISO 10545/4	Richiesta Request / Demande Verlangt	Nessuna alterazione No alteration / Aucune altération Keine Veränderung
 Resistenza all'abrasione profonda Resistance to deep abrasion / Résistance a l'abrasione profonde Tiefenabrieb	UNI EN ISO 10545/6	≤ 175 mm ³	≤ 175 mm ³

IMBALLI

PACKING . CONDITIONNEMENT . VERPACKUNGSEINHEITEN

FORMATO SIZE	PZ/SCAT. PCS/BOX	MQ/SCAT. SQM/BOXT	KG/SCAT. KG/BOX	SCAT./PAL BOX/PAL	MQ/PAL SQM/PAL	KG/PAL
-----------------	---------------------	----------------------	--------------------	----------------------	-------------------	--------

20MM

80x80 - 20MM	1	0,64	30,72	40	25,60	1.249
60x60 - 20MM	2	0,72	32,80	30	21,60	1.004
60x120 - 20MM	1	0,72	33	30	21,60	1.010
60x90 - 20MM	2	1,08	49,20	20	21,60	1.005
30x120 - 20MM	2	0,72	32,70	30	21,60	1.010

SPECIAL PIECES

GRIGLIA 15x60	4
GRIGLIA 15x80	4
GRIGLIA 15x120	4
GRIGLIA ANGOLARE DESTRA 15x60	4
GRIGLIA ANGOLARE DESTRA 15x80	4
GRIGLIA ANGOLARE DESTRA 15x120	4
GRIGLIA ANGOLARE SINISTRA 15x60	4
GRIGLIA ANGOLARE SINISTRA 15x80	4
GRIGLIA ANGOLARE SINISTRA 15x120	4
BULLNOSE 30x60	1
BULLNOSE 30x80	1
BULLNOSE 30x120	1
BULLNOSE KIT ANGOLARE 160x30	1
BULLNOSE KIT ANGOLARE 120x30	1
BULLNOSE KIT ANGOLARE 240x30	1
ELEMENTO L 15x120	2
ELEMENTO L 15x80x5	2
ELEMENTO L 15x60x5	2
ELEMENTO L 15x120x5	2
GRADONE BORDO 30x80	1
GRADONE BORDO 30x60	1
GRADONE BORDO 30x120	1
CURVE 60x60	1
CURVE 80x80	1



Via del Crociale, 69
41042 Fiorano MO (Italy)
T +39 0536 849611
www.gardenia.it - info@gardenia.it

cod. G6002150

MKTG 2503

Abk Group si riserva di apportare, qualora lo ritenesse opportuno, eventuali modifiche di natura tecnica o formale ai dati riportati in questo strumento. I colori sono puramente indicativi.
Abk Group reserves the right, when it deems necessary, to make technical and formal changes to the data included herein. The colours are purely illustrative



